

## The mid-size solution for high productivity and efficiency

If you need big indoor performance from a more space-efficient scrubber dryer, the ride-on SC3500 is your ideal solution. With improvements to productivity, maneuverability, and ergonomics, this versatile addition to the Nilfisk GO-Line can handle massive commercial, educational, or industrial environments with ease.

A variety of features are standard on the SC3500, including:

- Automatic lifting/lowering of brush or squeegee, instead of mechanical operation
- Increased brush pressure (up to 50kg) for better results in less time
- Hanging squeegee for easier passage through narrow spaces/doorways
- Front LED headlights




With convenient, intuitive operation, the SC3500 ensures high-quality results across a broad variety of locations, as well as excellent reliability and a low total cost of ownership.

- High productivity for value; cleans large spaces with optimal efficiency
- Better results; improved brush pressure and quicker drying time
- Fast, convenient, and ergonomic; automatic management of brush/squeegee
- Improved maneuverability and transport thanks to squeegee control

• Standard equipment




Picture shown may not represent model quoted





Included accessories	Ref. no.	Min. required	SC3500 RIDE-ON SCRUBBER	SC3500 GO FULL PKD 2 - BATT AGM 222 Ah	SC3500 GO FULL PKD 3 - BATT ACIDE 200 AH
<b>Disc Brush 370 mm</b>					
DISC BRUSH-14 PROLITE 3 LUG	56505805	2	•	•	•
<b>Squeegee Blade</b>					
BLADE KIT-SQUEEGEE-GUM 34	56382738	1	•	•	•
<b>Battery and Charger</b>					
 BATT.6V-222AH AGM MONOBLOC	80566222	4		•	
KIT CHARGER	VR31052	1	•	•	•
<b>Battery</b>					
 BATT. 6V-180AH GEL MONOBLOC	80564000	4			
 BATT. 6V-200AH WET TUBULAR MONOBLOC	80563200	4			•
<b>Accessory Kit</b>					
BATTERY TRAY	VR10048	0			•
<b>Other</b>					



The mid-size solution for high productivity and efficiency

Included accessories	Ref. no.	Min. required	SC3500 RIDE-ON SCRUBBER	SC3500 GO FULL PKD 2 - BATT AGM 222 Ah	SC3500 GO FULL PKD 3 - BATT ACIDE 200 AH
 TRAY DEBRIS KIT	9100000795	1	•	•	•

• Standard equipment

Included accessories	Ref. no.	Min. required	SC3500 OBC G180 BR
<b>Disc Brush 370 mm</b>			
DISC BRUSH-14 PROLITE 3 LUG	56505805	2	•
<b>Squeegee Blade</b>			
BLADE KIT-SQUEEGEE-GUM 34	56382738	1	•
<b>Battery and Charger</b>			
 BATT.6V-222AH AGM MONOBLOC	80566222	4	
KIT CHARGER	VR31052	1	•
<b>Battery</b>			
 BATT. 6V-180AH GEL MONOBLOC	80564000	4	•
 BATT. 6V-200AH WET TUBULAR MONOBLOC	80563200	4	
<b>Accessory Kit</b>			
BATTERY TRAY	VR10048	0	
<b>Other</b>			
 TRAY DEBRIS KIT	9100000795	1	•

Model	SC3500 RIDE-ON SCRUBBER	SC3500 GO FULL PKD 2 - BATT AGM 222 Ah	SC3500 GO FULL PKD 3 - BATT ACIDE 200 AH
Ref. no.	50000557	CM50000557-02	CM50000557-03

PRODUCT FEATURES

Automatic squeegee lift in reverse	•	•	•
Solution level indicator	•	•	•
Blades can be used on 4 edges	•	•	•



## The mid-size solution for high productivity and efficiency

Model	SC3500 RIDE-ON SCRUBBER	SC3500 GO FULL PKD 2 - BATT AGM 222 Ah	SC3500 GO FULL PKD 3 - BATT ACIDE 200 AH
Ref. no.	50000557	CM50000557-02	CM50000557-03

## PRODUCT FEATURES

Click on-off brush	•	•	•
One-Touch™ control panel	•	•	•
Water level indicator	•	•	•
Quick change system for squeegee blades	•	•	•
Battery indicator	•	•	•
Squeezable drain hose with flow control	•	•	•
Delivered ready to use (full package)			
Quick coupling for solution filling	•	•	•

Model	SC3500 OBC G180 BR
Ref. no.	CM50000557-01

## PRODUCT FEATURES

Automatic squeegee lift in reverse	•
Solution level indicator	•
Blades can be used on 4 edges	•
Click on-off brush	•
One-Touch™ control panel	•
Water level indicator	•
Quick change system for squeegee blades	•
Battery indicator	•
Squeezable drain hose with flow control	•
Delivered ready to use (full package)	
Quick coupling for solution filling	•

Technical specifications	SC3500 RIDE-ON SCRUBBER	SC3500 GO FULL PKD 2 - BATT AGM 222 Ah	SC3500 GO FULL PKD 3 - BATT ACIDE 200 AH
Max. running time	4 hr	4 hr	4 hr
Voltage (V)	24	24	24
IP protection class	IP24	IP24	IP24
Insulation class	III	III	III
Rated power (W)	2658	2658	2658
Brush motor (W)	500	500	500
Vacuum motor power (W)	500	500	500
Airflow (l/sec.)	19.46	19.46	19.46



## The mid-size solution for high productivity and efficiency

Technical specifications	SC3500 RIDE-ON SCRUBBER	SC3500 GO FULL PKD 2 - BATT AGM 222 Ah	SC3500 GO FULL PKD 3 - BATT ACIDE 200 AH
Vacuum (kPa)	15.5	15.5	15.5
Sound pressure level at 1.5 m (dB(A) ISO 3744)	69	69	69
Productivity theoretical/actual (m <sup>2</sup> /h)	4260/2980	4260/2980	4260/2980
Scrubbing width (mm)	710	710	710
Min. turn-around aisle width (cm)	225	225	225
Max. climbing rate (%)	10	10	10
Solution/recovery tank (l)	110/110	110/110	110/110
Brush/pad diameter (mm)	355/355	355/355	355/355
Brush pressure (kg)	30/50	30/50	30/50
Brush speed (RPM)	180	180	180
Brush quantity and type	2 disc	2 disc	2 disc
Length x width x height (mm)	1620x760x1250	1620x760x1250	1620x760x1250
Battery compartment size (L x W x H) (mm)	590x390x350	590x390x350	590x390x350
Gross weight (gvw) (kg)	545	545	545
Net weight (kg)	230	230	230
Max. speed (km/h)	6	6	6
Water flow (l/min.)	1.2/3.5	1.2/3.5	1.2/3.5

Technical specifications	SC3500 OBC G180 BR
Max. running time	4 hr
Voltage (V)	24
IP protection class	IP24
Insulation class	III
Rated power (W)	2658
Brush motor (W)	500
Vacuum motor power (W)	500
Airflow (l/sec.)	19.46
Vacuum (kPa)	15.5
Sound pressure level at 1.5 m (dB(A) ISO 3744)	69
Productivity theoretical/actual (m <sup>2</sup> /h)	4260/2980
Scrubbing width (mm)	710
Min. turn-around aisle width (cm)	225
Max. climbing rate (%)	10
Solution/recovery tank (l)	110/110
Brush/pad diameter (mm)	355/355
Brush pressure (kg)	30/50
Brush speed (RPM)	180








The mid-size solution for high productivity and efficiency

Technical specifications

SC3500 OBC G180 BR








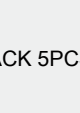


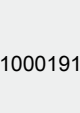





Brush quantity and type	2 disc
Length x width x height (mm)	1620x760x1250
Battery compartment size (L x W x H) (mm)	590x390x350
Gross weight (gvw) (kg)	545
Net weight (kg)	230
Max. speed (km/h)	6
Water flow (l/min.)	1.2/3.5

● Standard equipment, ○ Supplementary accessories, □ Mountable equipment

Accessories	Ref. no.	Min. required	SC3500 RIDE-ON SCRUBBER	SC3500 GO FULL PKD 2 - BATT AGM 222 Ah	SC3500 GO FULL PKD 3 - BATT ACIDE 200 AH
<b>Battery</b>					
 BATT. 6V-180AH GEL MONOBLOC	80564000	4	□	□	□
 BATT. 6V-200AH WET TUBULAR MONOBLOC	80563200	4	□	□	●
<b>Battery and Charger</b>					
 BATT.6V-222AH AGM MONOBLOC	80566222	4	□	●	□
KIT CHARGER	VR31052	1	●	●	●
<b>Other</b>					
DETERGENT SOLUTION SYSTEM KIT	9100002963	1	○	○	○
KIT WARNING LIGHT	VR32017	1	○	○	○
 MOP KIT	9100000688	1	○	○	○
 TRAY DEBRIS KIT	9100000795	1	●	●	●
UTILITY CADDY	56112222	1	○	○	○
<b>Pad Holder</b>					
PAD HOLDER-14 3 LUG	56505800	2	○	○	○
<b>Disc Brush 370 mm</b>					
DISC BRUSH-14 AGLITE 3 LUG	56505803	2	○	○	○






## The mid-size solution for high productivity and efficiency





Accessories		Ref. no.	Min. required	SC3500 RIDE-ON SCRUBBER	SC3500 GO FULL PKD 2 - BATT AGM 222 Ah	SC3500 GO FULL PKD 3 - BATT ACIDE 200 AH
	DISC BRUSH-14 DYNAGRIT 3 LUG	56505802	2	○	○	○
	DISC BRUSH-14 MAGNAGRIT 3 LUG	56505801	2	○	○	○
	DISC BRUSH-14 MIDGRIT 3 LUG	56505807	2	○	○	○
	DISC BRUSH-14 MIDLITE 3 LUG	56505808	2	○	○	○
	DISC BRUSH-14 PROLENE 3 LUG	56505804	2	○	○	○
	DISC BRUSH-14 PROLITE 3 LUG	56505805	2	●	●	●
	DISC BRUSH-14 UNION MIX 3 LUG	56505806	2	○	○	○
<b>Pad 14" / 355 mm</b>						
	PAD 14 355MM ECO BLACK 5PCS	10001916	2	○	○	○
	PAD 14 355MM ECO BLUE 5PCS	10001917	2	○	○	○
	PAD 14 355MM ECO BROWN 5PCS	10001918	2	○	○	○
	PAD 14 355MM ECO GREEN 5PCS	10001919	2	○	○	○
	PAD 14 355MM ECO RED 5PCS	10001920	2	○	○	○
	PAD 14 355MM ECO WHITE 5PCS	10001921	2	○	○	○
	PAD 14 355MM EPP MAROON 10PCS	10001974	2	○	○	○
<b>Special Pad</b>						
	PAD 14 355MM ECO BRILLIANCE BLUE 2PCS	10002325	2	○	○	○
	PAD 14 355MM ECO BRILLIANCE GREEN 2PCS	10002327	2	○	○	○



The mid-size solution for high productivity and efficiency








Accessories		Ref. no.	Min. required	SC3500 RIDE-ON SCRUBBER	SC3500 GO FULL PKD 2 - BATT AGM 222 Ah	SC3500 GO FULL PKD 3 - BATT ACIDE 200 AH
	PAD 14 355MM ECO BRILLIANCE RED 2PCS	10002324	2	○	○	○
	PAD 14 355MM ECO BRILLIANCE YELLOW 2PCS	10002326	2	○	○	○
<b>Squeegee Blade</b>						
	BLADE KIT-SQUEEGEE-GUM 34	56382738	1	●	●	●
	BLADE KIT-SQUEEGEE-LINATEX 34	56382739	1	○	○	○
	BLADE KIT-SQUEEGEE-PU 34	56382740	1	○	○	○
<b>Accessory Kit</b>						
	BATTERY TRAY	VR10048	0			●

● Standard equipment, ○ Supplementary accessories, □ Mountable equipment

Accessories		Ref. no.	Min. required	SC3500 OBC G180 BR
<b>Battery</b>				
	BATT. 6V-180AH GEL MONOBLOC	80564000	4	●
	BATT. 6V-200AH WET TUBULAR MONOBLOC	80563200	4	□
<b>Battery and Charger</b>				
	BATT.6V-222AH AGM MONOBLOC	80566222	4	□
	KIT CHARGER	VR31052	1	●
<b>Other</b>				
	DETERGENT SOLUTION SYSTEM KIT	9100002963	1	○
	KIT WARNING LIGHT	VR32017	1	○
	MOP KIT	9100000688	1	○








The mid-size solution for high productivity and efficiency

Accessories		Ref. no.	Min. required	SC3500 OBC G180 BR
	TRAY DEBRIS KIT	9100000795	1	●
	UTILITY CADDY	56112222	1	○
<b>Pad Holder</b>				
	PAD HOLDER-14 3 LUG	56505800	2	○
<b>Disc Brush 370 mm</b>				
	DISC BRUSH-14 AGLITE 3 LUG	56505803	2	○
	DISC BRUSH-14 DYNAGRIT 3 LUG	56505802	2	○
	DISC BRUSH-14 MAGNAGRIT 3 LUG	56505801	2	○
	DISC BRUSH-14 MIDGRIT 3 LUG	56505807	2	○
	DISC BRUSH-14 MIDLITE 3 LUG	56505808	2	○
	DISC BRUSH-14 PROLENE 3 LUG	56505804	2	○
	DISC BRUSH-14 PROLITE 3 LUG	56505805	2	●
	DISC BRUSH-14 UNION MIX 3 LUG	56505806	2	○
<b>Pad 14" / 355 mm</b>				
	PAD 14 355MM ECO BLACK 5PCS	10001916	2	○
	PAD 14 355MM ECO BLUE 5PCS	10001917	2	○
	PAD 14 355MM ECO BROWN 5PCS	10001918	2	○
	PAD 14 355MM ECO GREEN 5PCS	10001919	2	○
	PAD 14 355MM ECO RED 5PCS	10001920	2	○
	PAD 14 355MM ECO WHITE 5PCS	10001921	2	○
	PAD 14 355MM EPP MAROON 10PCS	10001974	2	○
<b>Special Pad</b>				





The mid-size solution for high productivity and efficiency

Accessories		Ref. no.	Min. required	SC3500 OBC G180 BR
	PAD 14 355MM ECO BRILLIANCE BLUE 2PCS	10002325	2	○
	PAD 14 355MM ECO BRILLIANCE GREEN 2PCS	10002327	2	○
	PAD 14 355MM ECO BRILLIANCE RED 2PCS	10002324	2	○
	PAD 14 355MM ECO BRILLIANCE YELLOW 2PCS	10002326	2	○
<b>Squeegee Blade</b>				
	BLADE KIT-SQUEEGEE-GUM 34	56382738	1	●
	BLADE KIT-SQUEEGEE-LINATEX 34	56382739	1	○
	BLADE KIT-SQUEEGEE-PU 34	56382740	1	○
<b>Accessory Kit</b>				
	BATTERY TRAY	VR10048	0	

